



**Government Degree College
Talwari-Tharali, Chamoli, 246482**

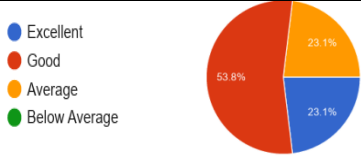
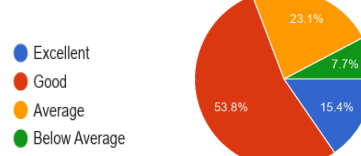
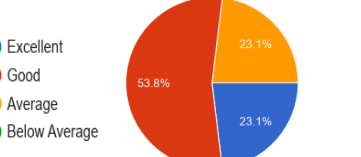
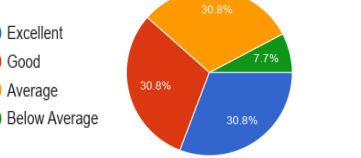
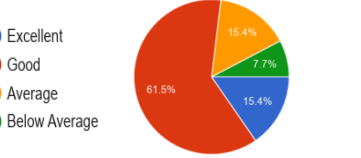
E-mail: gdctalwari@yahoo.com

Website: www.gdctalwari.org

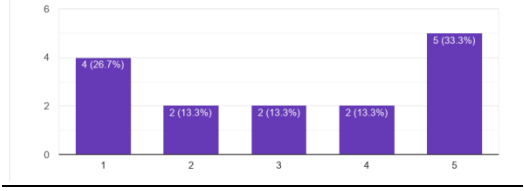
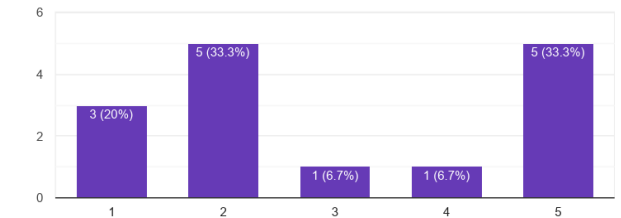
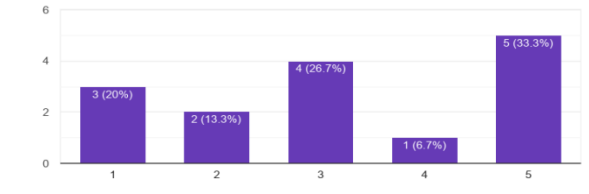
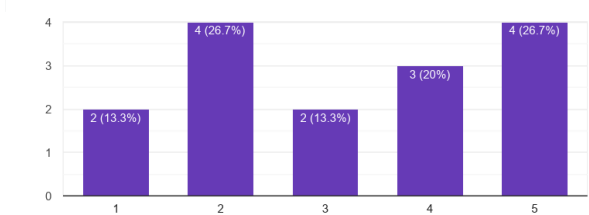
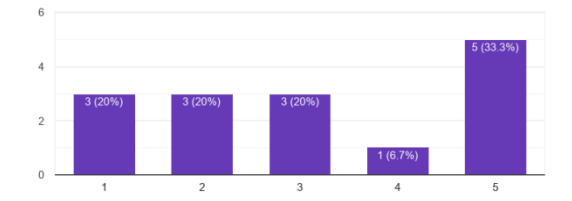
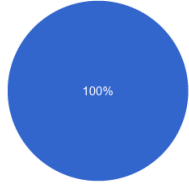
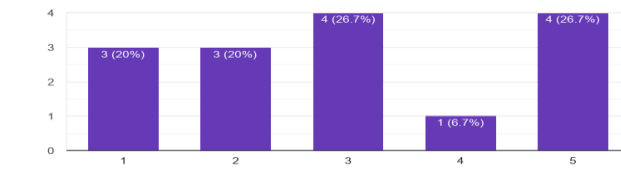
Feedback Analysis Report 2022-2023

Teacher's Feedback

Questions	Response	Analysis
<p>1. Aims and objectives of the syllabus are well defined and clear.</p> <p>a) Excellent b) Good c) Average d) Below Average</p>	13	<p>Legend: Excellent (Blue), Good (Red), Average (Yellow), Below Average (Green)</p>
<p>2. Weightage given to Learning values (in terms of knowledge, concepts, manual skills, analytical abilities and broadening perspectives)</p> <p>a) Excellent b) Good c) Average d) Below Average</p>	13	<p>Legend: Excellent (Blue), Good (Red), Average (Yellow), Below Average (Green)</p>
<p>3. Applicability/relevance to real life situations & local developmental needs. 13 responses</p> <p>a) Excellent b) Good c) Average d) Below Average</p>	13	<p>Legend: Excellent (Blue), Good (Red), Average (Yellow), Below Average (Green)</p>
<p>4. Optimization of course content</p> <p>a) Excellent b) Good c) Average d) Below Average</p>	13	<p>Legend: Excellent (Blue), Good (Red), Average (Yellow), Below Average (Green)</p>




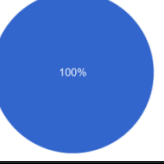
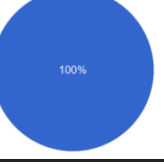
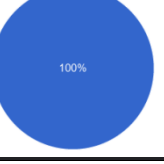
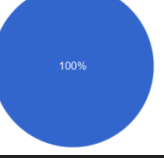

<p>5. Weightage given to skill development In NEP -2020.</p> <p>a) Excellent b)Good c)Average d)Below Average</p>	<p>13</p>	 <p>Legend: Excellent (Blue), Good (Red), Average (Yellow), Below Average (Green)</p>
<p>6.Sufficiency of syllabus to add value addition .</p> <p>a) Excellent b)Good c)Average d)Below Average</p>	<p>13</p>	 <p>Legend: Excellent (Blue), Good (Red), Average (Yellow), Below Average (Green)</p>
<p>6. College support for upgrading teachers and related courses</p> <p>a) Excellent b)Good c)Average d)Below Average</p>	<p>13</p>	 <p>Legend: Excellent (Blue), Good (Red), Average (Yellow), Below Average (Green)</p>
<p>7. Facility provided by college for providing teaching-learning materials.</p> <p>a) Excellent b)Good c)Average d)Below Average</p>	<p>13</p>	 <p>Legend: Excellent (Blue), Good (Red), Average (Yellow), Below Average (Green)</p>
<p>8. Opportunities provided by college to learn and grow</p> <p>a) Excellent b)Good c)Average d)Below Average</p>	<p>13</p>	 <p>Legend: Excellent (Blue), Good (Red), Average (Yellow), Below Average (Green)</p>
<p>10. Any Comments</p>	<p>13</p>	<ol style="list-style-type: none"> 1. NEP के तहत बनाए गए पाठ्यक्रम को बार बार न बदला जाए , जिससे बच्चों को पाठ्यक्रम जुटाने में असुविधा ना हो। 2. Regularity of student is must for effective teaching learning. 3. Need of PG classes in science. 4. Fulfillment of all the vacant post of class 4, so the lab work could be easily performed.

Student's Feedback

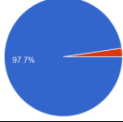
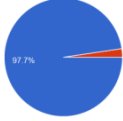

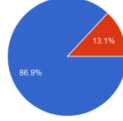
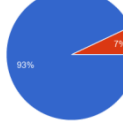
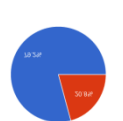
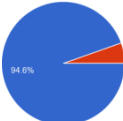
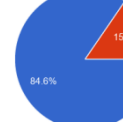
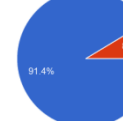
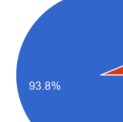
Questions	Response	Analysis																		
<p>1.Punctuality of the teacher in the Class</p> <p>Option Linear Scale 1 to 5 1 for minimum and 5 for Maximum.</p>	115	 <table border="1" data-bbox="706 304 1226 493"> <caption>Analysis Data for Question 1</caption> <thead> <tr> <th>Rating</th> <th>Count</th> <th>Percentage</th> </tr> </thead> <tbody> <tr> <td>1</td> <td>4</td> <td>26.7%</td> </tr> <tr> <td>2</td> <td>2</td> <td>13.3%</td> </tr> <tr> <td>3</td> <td>2</td> <td>13.3%</td> </tr> <tr> <td>4</td> <td>2</td> <td>13.3%</td> </tr> <tr> <td>5</td> <td>5</td> <td>33.3%</td> </tr> </tbody> </table>	Rating	Count	Percentage	1	4	26.7%	2	2	13.3%	3	2	13.3%	4	2	13.3%	5	5	33.3%
Rating	Count	Percentage																		
1	4	26.7%																		
2	2	13.3%																		
3	2	13.3%																		
4	2	13.3%																		
5	5	33.3%																		
<p>2. Regularity of the teacher in taking Classes</p> <p>Option Linear Scale 1 to 5 1 for minimum and 5 for Maximum.</p>	115	 <table border="1" data-bbox="706 550 1323 766"> <caption>Analysis Data for Question 2</caption> <thead> <tr> <th>Rating</th> <th>Count</th> <th>Percentage</th> </tr> </thead> <tbody> <tr> <td>1</td> <td>3</td> <td>20%</td> </tr> <tr> <td>2</td> <td>5</td> <td>33.3%</td> </tr> <tr> <td>3</td> <td>1</td> <td>6.7%</td> </tr> <tr> <td>4</td> <td>1</td> <td>6.7%</td> </tr> <tr> <td>5</td> <td>5</td> <td>33.3%</td> </tr> </tbody> </table>	Rating	Count	Percentage	1	3	20%	2	5	33.3%	3	1	6.7%	4	1	6.7%	5	5	33.3%
Rating	Count	Percentage																		
1	3	20%																		
2	5	33.3%																		
3	1	6.7%																		
4	1	6.7%																		
5	5	33.3%																		
<p>3. Completes syllabus of the course in time</p> <p>Option Linear Scale 1 to 5 1 for minimum and 5 for Maximum.</p>	115	 <table border="1" data-bbox="706 795 1291 987"> <caption>Analysis Data for Question 3</caption> <thead> <tr> <th>Rating</th> <th>Count</th> <th>Percentage</th> </tr> </thead> <tbody> <tr> <td>1</td> <td>3</td> <td>20%</td> </tr> <tr> <td>2</td> <td>2</td> <td>13.3%</td> </tr> <tr> <td>3</td> <td>4</td> <td>26.7%</td> </tr> <tr> <td>4</td> <td>1</td> <td>6.7%</td> </tr> <tr> <td>5</td> <td>5</td> <td>33.3%</td> </tr> </tbody> </table>	Rating	Count	Percentage	1	3	20%	2	2	13.3%	3	4	26.7%	4	1	6.7%	5	5	33.3%
Rating	Count	Percentage																		
1	3	20%																		
2	2	13.3%																		
3	4	26.7%																		
4	1	6.7%																		
5	5	33.3%																		
<p>4.Regularity of the teacher in taking attendance in the Classes</p> <p>Option Linear Scale 1 to 5 1 for minimum and 5 for Maximum.</p>	115	 <table border="1" data-bbox="706 1005 1291 1218"> <caption>Analysis Data for Question 4</caption> <thead> <tr> <th>Rating</th> <th>Count</th> <th>Percentage</th> </tr> </thead> <tbody> <tr> <td>1</td> <td>2</td> <td>13.3%</td> </tr> <tr> <td>2</td> <td>4</td> <td>26.7%</td> </tr> <tr> <td>3</td> <td>2</td> <td>13.3%</td> </tr> <tr> <td>4</td> <td>3</td> <td>20%</td> </tr> <tr> <td>5</td> <td>4</td> <td>26.7%</td> </tr> </tbody> </table>	Rating	Count	Percentage	1	2	13.3%	2	4	26.7%	3	2	13.3%	4	3	20%	5	4	26.7%
Rating	Count	Percentage																		
1	2	13.3%																		
2	4	26.7%																		
3	2	13.3%																		
4	3	20%																		
5	4	26.7%																		
<p>5.Communication Skill of the Teachers</p> <p>Option Linear Scale 1 to 5 1 for minimum and 5 for Maximum.</p>	<u>112</u>	 <table border="1" data-bbox="706 1251 1274 1449"> <caption>Analysis Data for Question 5</caption> <thead> <tr> <th>Rating</th> <th>Count</th> <th>Percentage</th> </tr> </thead> <tbody> <tr> <td>1</td> <td>3</td> <td>20%</td> </tr> <tr> <td>2</td> <td>3</td> <td>20%</td> </tr> <tr> <td>3</td> <td>3</td> <td>20%</td> </tr> <tr> <td>4</td> <td>1</td> <td>6.7%</td> </tr> <tr> <td>5</td> <td>5</td> <td>33.3%</td> </tr> </tbody> </table>	Rating	Count	Percentage	1	3	20%	2	3	20%	3	3	20%	4	1	6.7%	5	5	33.3%
Rating	Count	Percentage																		
1	3	20%																		
2	3	20%																		
3	3	20%																		
4	1	6.7%																		
5	5	33.3%																		
<p>5.Subject matter expert of the Teachers</p> <p>Option Linear Scale 1 to 5 1 for minimum and 5 for Maximum.</p>	<u>113</u>	 <p style="text-align: center;">Option 5</p>																		
<p>7. Skill of linking subject to other subject by the teachers</p> <p>Option Linear Scale 1 to 5 1 for minimum and 5 for Maximum.</p>	115	 <table border="1" data-bbox="706 1684 1323 1858"> <caption>Analysis Data for Question 7</caption> <thead> <tr> <th>Rating</th> <th>Count</th> <th>Percentage</th> </tr> </thead> <tbody> <tr> <td>1</td> <td>3</td> <td>20%</td> </tr> <tr> <td>2</td> <td>3</td> <td>20%</td> </tr> <tr> <td>3</td> <td>4</td> <td>26.7%</td> </tr> <tr> <td>4</td> <td>1</td> <td>6.7%</td> </tr> <tr> <td>5</td> <td>4</td> <td>26.7%</td> </tr> </tbody> </table>	Rating	Count	Percentage	1	3	20%	2	3	20%	3	4	26.7%	4	1	6.7%	5	4	26.7%
Rating	Count	Percentage																		
1	3	20%																		
2	3	20%																		
3	4	26.7%																		
4	1	6.7%																		
5	4	26.7%																		

<p>8. Information provide regarding important notice regularly(eg. website, I-notice board, messages etc) by the college</p> <p>Option Linear Scale 1 to 5 1 for minimum and 5 for Maximum.</p>	<p>115</p>	<table border="1"> <thead> <tr> <th>Rating</th> <th>Count</th> <th>Percentage</th> </tr> </thead> <tbody> <tr> <td>1</td> <td>3</td> <td>20%</td> </tr> <tr> <td>2</td> <td>3</td> <td>20%</td> </tr> <tr> <td>3</td> <td>4</td> <td>26.7%</td> </tr> <tr> <td>4</td> <td>1</td> <td>6.7%</td> </tr> <tr> <td>5</td> <td>4</td> <td>26.7%</td> </tr> </tbody> </table>	Rating	Count	Percentage	1	3	20%	2	3	20%	3	4	26.7%	4	1	6.7%	5	4	26.7%
Rating	Count	Percentage																		
1	3	20%																		
2	3	20%																		
3	4	26.7%																		
4	1	6.7%																		
5	4	26.7%																		
<p>9. Uses of innovating teaching Methods by the teachers</p> <p>Option Linear Scale 1 to 5 1 for minimum and 5 for Maximum</p>	<p>115</p>	<table border="1"> <thead> <tr> <th>Rating</th> <th>Count</th> <th>Percentage</th> </tr> </thead> <tbody> <tr> <td>1</td> <td>4</td> <td>26.7%</td> </tr> <tr> <td>2</td> <td>3</td> <td>20%</td> </tr> <tr> <td>3</td> <td>2</td> <td>13.3%</td> </tr> <tr> <td>4</td> <td>5</td> <td>33.3%</td> </tr> <tr> <td>5</td> <td>1</td> <td>6.7%</td> </tr> </tbody> </table>	Rating	Count	Percentage	1	4	26.7%	2	3	20%	3	2	13.3%	4	5	33.3%	5	1	6.7%
Rating	Count	Percentage																		
1	4	26.7%																		
2	3	20%																		
3	2	13.3%																		
4	5	33.3%																		
5	1	6.7%																		
<p>10. Helping approach of college and teachers towards varied academic interest of students</p> <p>Option Linear Scale 1 to 5 1 for minimum and 5 for Maximum.</p>	<p>115</p>	<table border="1"> <thead> <tr> <th>Rating</th> <th>Count</th> <th>Percentage</th> </tr> </thead> <tbody> <tr> <td>1</td> <td>5</td> <td>33.3%</td> </tr> <tr> <td>2</td> <td>2</td> <td>13.3%</td> </tr> <tr> <td>3</td> <td>1</td> <td>6.7%</td> </tr> <tr> <td>4</td> <td>4</td> <td>26.7%</td> </tr> <tr> <td>5</td> <td>3</td> <td>20%</td> </tr> </tbody> </table>	Rating	Count	Percentage	1	5	33.3%	2	2	13.3%	3	1	6.7%	4	4	26.7%	5	3	20%
Rating	Count	Percentage																		
1	5	33.3%																		
2	2	13.3%																		
3	1	6.7%																		
4	4	26.7%																		
5	3	20%																		
<p>11. College encourages students to have a high standard of behavior</p> <p>Option Linear Scale 1 to 5 1 for minimum and 5 for Maximum.</p>	<p>115</p>	<p style="text-align: center;">Option 5</p>																		
<p>Any Suggestion for Improvement</p>	<p><u>11</u></p>	<ol style="list-style-type: none"> 1. provide computer facilities to all students 2. Conduct skill seminars and job opportunity for final year student in every year 3. Please share the syllabus in the start of every semester 																		

ALUMNI FEEDBACK

Questions	Response	Analysis
1. Do you feel proud to be associated with College as Alumni?	<u>5</u>	 <ul style="list-style-type: none"> ● Yes ● No
2. Is the education imparted at GDC College useful and relevant in your present job?	<u>5</u>	 <ul style="list-style-type: none"> ● Yes ● No
3. Have you ever been appreciated by your faculty in college?	<u>5</u>	 <ul style="list-style-type: none"> ● Yes ● No
4. Are you willing to contribute to the development of the college?	<u>5</u>	 <ul style="list-style-type: none"> ● Yes ● No
5. How do you rate development activities organized by the College for your overall development?	<u>5</u>	 <ul style="list-style-type: none"> ● Excellent ● Good ● Average ● Below Average
6. Were the Principal, Staff & Faculties of the College cooperative?	<u>5</u>	 <ul style="list-style-type: none"> ● Yes ● No
7. If you are invited to deliver a Guest Lecture/ Special Talk / Motivational Session for your juniors, will you be interested	<u>5</u>	 <ul style="list-style-type: none"> ● Yes ● No
9. Have you made any significant achievement if yes : Please Specify	<u>5</u>	
Any Suggestions for the development	<u>3</u>	<p>We should always try to connect more then more people's whose always stands with us and stands with the fever or our college development</p>

Parent's Feedback

Questions	Response	Analysis
1. क्या आप अपने पाल्य के पाठ्यक्रम के बारे में अवगत हैं।	139	 <ul style="list-style-type: none"> ● हाँ ● नहीं
2. क्या आप अपने बालक/ बालिका के विभिन्न विषयों के प्राध्यापकों के शैक्षणिक स्तर से अवगत एवं सन्तुष्ट हैं?	139	 <ul style="list-style-type: none"> ● हाँ ● नहीं
3. क्या आप अपने बालक/बालिका के कालेज में नियमित उपस्थिति/ अनुपस्थिति के बारे में अवगत हैं?	139	 <ul style="list-style-type: none"> ● हाँ ● नहीं
4. क्या आप कालेज की वेबसाइट के बारे में अवगत हैं ?	139	 <ul style="list-style-type: none"> ● हाँ ● नहीं
5. क्या आप कालेज की महत्वपूर्ण गतिविधियों के बारे में नियमित रूप से सूचित रहते हैं?	139	 <ul style="list-style-type: none"> ● हाँ ● नहीं
6. क्या आप कालेज की विभिन्न PTA बैठकों एवं कार्यक्रमों में भागीदारी सुनिश्चित करते हैं।	139	 <ul style="list-style-type: none"> ● हाँ ● नहीं
7. बतौर अभिभावक आप अपने पाल्य के शैक्षणिक निष्पादन से सन्तुष्ट हैं ।	139	 <ul style="list-style-type: none"> ● हाँ ● नहीं
8. क्या कालेज के भौतिक संसाधन आपकी अपेक्षाओं के अनुरूप हैं ?	139	 <ul style="list-style-type: none"> ● हाँ ● नहीं
9. क्या महाविद्यालय द्वारा PTA के साथ सामंजस्य पूर्ण और लोकतान्त्रिक व्यवहार किया जाता है	139	 <ul style="list-style-type: none"> ● हाँ ● नहीं
10. क्या आपको कालेज में निरंतर शैक्षणिक आधुनिकरण और शैक्षिक उन्नयन की प्रक्रिया विद्यमान दिखती है ?	139	 <ul style="list-style-type: none"> ● हाँ ● नहीं

